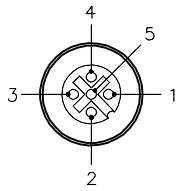


FEMALE END VIEW

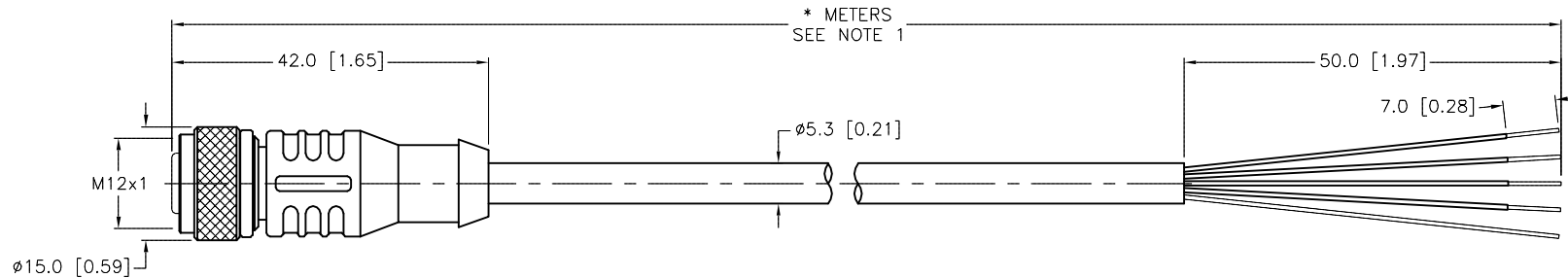


1 = BROWN
2 = WHITE
3 = BLUE
4 = BLACK
5 = DRAIN



SPECIFICATIONS

CONTACT CARRIER MATERIAL	TPU or NYLON
MOLDED HEAD MATERIAL/COLOR	TPU/YELLOW
CONTACT MATERIAL/PLATING	BRASS/GOLD
COUPLING NUT MATERIAL/PLATING	BRASS/NICKEL
RATED CURRENT [A]	4.0 A
RATED VOLTAGE [V]	250 V
OUTER CABLE JACKET MATERIAL/COLOR	PVC/GRAY
CONDUCTOR INSULATION MATERIAL	PVC
NUMBER OF CONDUCTORS [AWG]	4x22 AWG
DRAIN/SHIELDING	22 AWG DRAIN/ALUMINUM FOIL
TEMPERATURE RANGE	-40°C to +105°C (-40°F to +221°F)
PROTECTION CLASS	NEMA 1,3,4,6P AND IEC IP68, IP69K

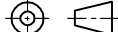



CABLE LENGTH	TOLERANCE*
ALL LENGTHS	+ 4% (OR 50mm) OF LENGTH - 0% (OR 0mm) OF LENGTH WHICHEVER IS GREATER
STRIP LENGTH	TOLERANCE*
0-7mm	±0.5mm
8-29mm	±1.0mm
30-49mm	±2.0mm
50-69mm	±3.0mm
70-100mm	±4.0mm
OVER 100mm	±5.0mm
* UNLESS OTHERWISE SPECIFIED	

NOTES:

- "*" INDICATES CABLE LENGTH IN METERS. CONTACT TURCK TO ORDER SPECIFIC LENGTHS.
- "S653" DESIGNATES 5-PIN EUROFAST CORDSETS, 4 CONDS FOIL SHIELD WITH DRAIN WIRE TO PIN 5.

SOURCE DRAWING - FOR REFERENCE ONLY

RELATED DOCUMENTS		3RD ANGLE PROJECTION			THIS DRAWING IS CONFIDENTIAL AND THE PROPERTY OF TURCK INC. USE OF THIS DOCUMENT WITHOUT WRITTEN PERMISSION IS PROHIBITED.				3000 CAMPUS DRIVE MINNEAPOLIS, MN 55441 1-800-544-7769 (763) 553-7300 (763) 553-0708 fax www.turck.us		
1.											
2.											
3.											
4.											
MATERIAL SEE SPECIFICATIONS		DRFT RWC		DATE 12/20/05		DESCRIPTION RKC 4.5T-*/S653					
		APVD		SCALE 1=1.0							
FINISH SEE SPECIFICATIONS		ALL DIMENSIONS DISPLAYED ON THIS DRAWING ARE FOR REFERENCE ONLY		UNIT OF MEASUREMENT MILLIMETER [INCH]		IDENTIFICATION NO.				REV F	
				DO NOT SCALE THIS DRAWING		FILE: 777010355				SHEET 1 OF 1	

F	UPDATE CABLE DIAMETER	RDS	05/30/12	36999
REV	DESCRIPTION	BY	DATE	ECO NO.